

इंटरनेट

मानक

### Disclosure to Promote the Right To Information

Whereas the Parliament of India has set out to provide a practical regime of right to information for citizens to secure access to information under the control of public authorities, in order to promote transparency and accountability in the working of every public authority, and whereas the attached publication of the Bureau of Indian Standards is of particular interest to the public, particularly disadvantaged communities and those engaged in the pursuit of education and knowledge, the attached public safety standard is made available to promote the timely dissemination of this information in an accurate manner to the public.

“जानने का अधिकार, जीने का अधिकार”

Mazdoor Kisan Shakti Sangathan

“The Right to Information, The Right to Live”

“पुराने को छोड़ नये के तरफ”

Jawaharlal Nehru

“Step Out From the Old to the New”

IS 10883 (1984): Single Wheel Type Pipe Cutters [PGD 6: Earth, Metal And Wood Working Hand Tools]



“ज्ञान से एक नये भारत का निर्माण”

Satyanarayan Gangaram Pitroda

“Invent a New India Using Knowledge”



“ज्ञान एक ऐसा खजाना है जो कभी चुराया नहीं जा सकता है”

Bhartrhari—Nitiśatakam

“Knowledge is such a treasure which cannot be stolen”



BLANK PAGE





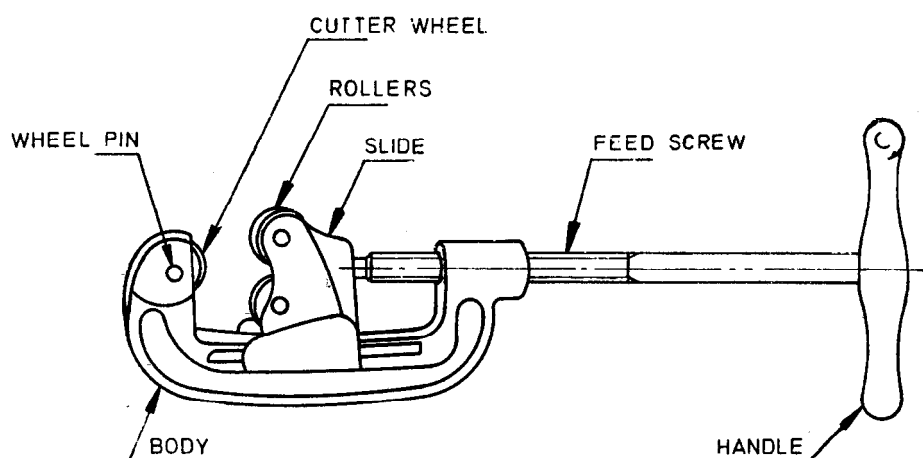
Indian Standard

## SPECIFICATION FOR SINGLE WHEEL TYPE PIPE CUTTERS

**1. Scope** — Covers the dimensional and other requirements of single-wheel type pipe cutters used for cutting steel and wrought iron pipes in the range of 6 to 150 mm external diameter.

### 2. Shape, Capacities and Dimensions

#### 2.1 Shape



**2.2 Capacities** — Pipe cutters shall be available in the nominal sizes given in Table 1.

**TABLE 1 CAPACITY, MASS AND OVERALL LENGTH OF  
SINGLE-WHEEL TYPE PIPE CUTTERS**

All dimensions in millimetres.

Nominal Size	Suitable for Pipe Diameter Between	Mass Approx, kg	Opening	Overall Length
1	6-25	2.25	25	375
2	12-50	2.50	50	475
3	40-75	4.60	75	575
4	60-100	7.90	100	650
5	80-150	13.80	150	800

**Note** — Mass given above is recommendatory only and is for the guidance of the manufacturers and purchasers.

**2.3 Dimensions** — The dimensions of component parts of pipe cutters shall be as given in Table 2 and Table 3.

**2.3.1 Tolerances** — Tolerances on the untoleranced dimensions shall be in accordance with IS : 2102 ( Part 1 )-1980 ' General tolerances for linear and angular dimensions ( *second revision* )'.

**2.3.2** The illustrations are diagrammatic only and are not intended to give details of design.

Adopted 5 April 1984

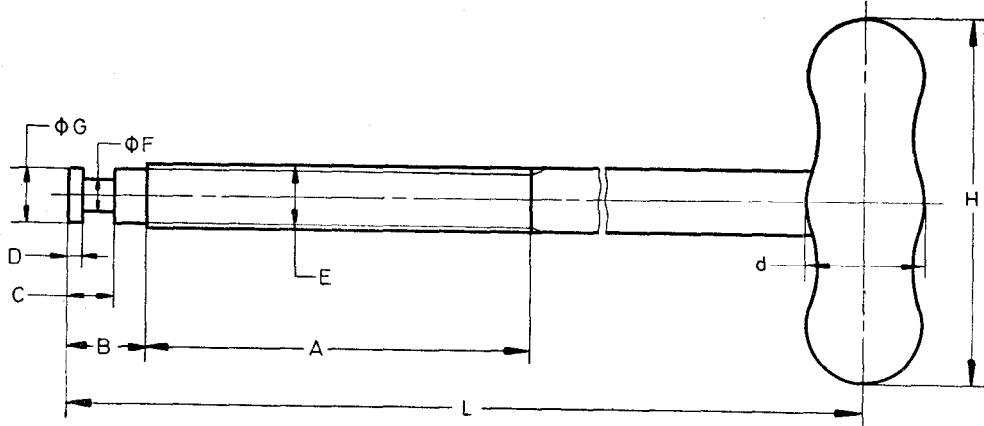
© June 1984, ISI

Gr 2

**TABLE 2 DIMENSIONS FOR FEED SCREW AND HANDLE**

( Clause 2.3 )

All dimensions in millimetres.

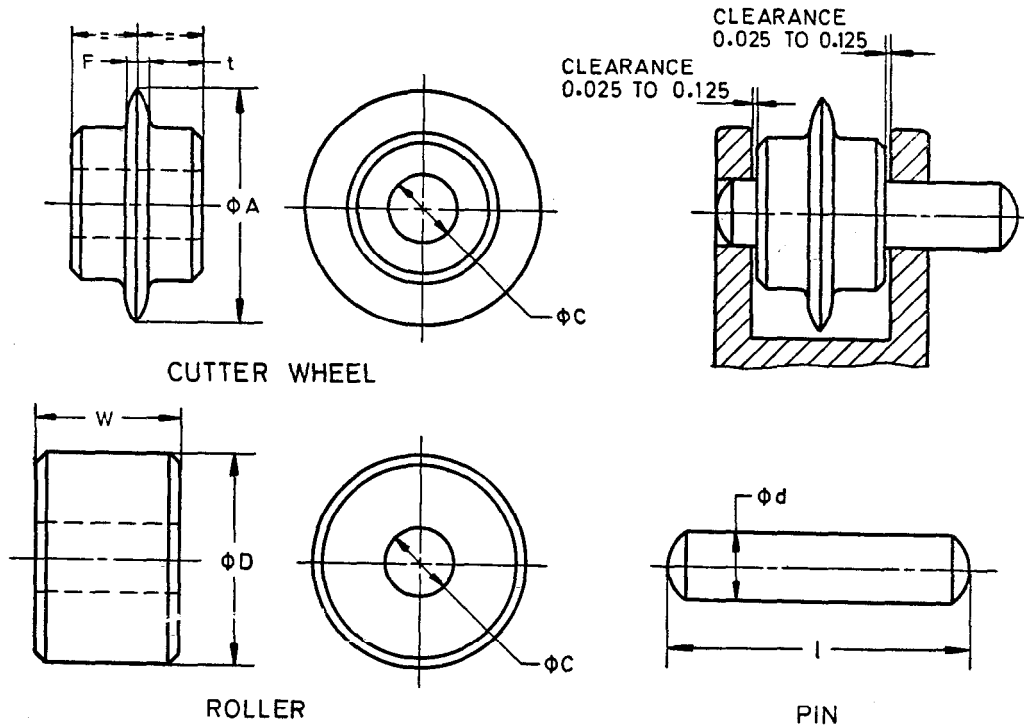


Nominal Size	A	B	C	D	E ISO Metric Screw Thread	F	G	H	L	d
1	71	20	11.8	4	M12 × 1.5	7.5	11.8	85	250	25
2	100	20	11.8	4	M14 × 2	8.5	13.2	95	300	30
3	112	22	11.8	4	M20 × 2.5	11.2	16.0	135	355	35
4	132	28	12.5	5	M22 × 2.5	13.2	18.0	200	400	40
5	160	28	12.5	5	M22 × 2.5	13.2	18.0	225	475	45

**TABLE 3 DIMENSIONS FOR CUTTER WHEELS, ROLLERS, AND PIN**

( Clause 2.3 )

All dimensions in millimetres.



Nominal Size	Nominal Diameter of Cutter Wheel A	Bore Dia, C + 0.1 - 0	t	F	Roller Width W	Roller Dia D	Pin Dia d - 0.05 - 0.01	Pin Length l
1	25	6	5	2 or 2.8	15	20	6	30
2	31	9	7	2 or 3	19	28	9	40
3	36	12	8	2.3 or 4	22	32	12	50
4	40	12	8	2.4 or 5	25	36	12	55
5	44	15	10	2.4 or 5	30	40	15	60

**3. Designation** — Single-wheel type pipe cutter shall be designated by the nominal size and the number of this standard.

*Example :*

A pipe cutter of nominal size 5 (suitable for pipe diameters between 80 to 150 mm) shall be designated as:

Single-Wheel Pipe Cutter 5 IS : 10883

**4. General Requirements** — Requirements regarding material, hardness, workmanship and finish, tests, packing and sampling shall conform to IS : 6843-1984 'Technical supply conditions for pipe cutters (first revision)'.  
*(first revision)*'.

**5. Marking** — Single wheel type pipe cutter shall be marked with the manufacturer's name, initial and/or recognized trade-mark, nominal size and the range of capacity.

**5.1 ISI Certification Marking** — Details available with the Indian Standards Institution.

## EXPLANATORY NOTE

While preparing this specification considerable assistance has been derived from the data supplied by the leading manufacturers of this product.

**AMENDMENT NO. 1 MAY 1996  
TO  
IS 10883 : 1984 SPECIFICATION FOR SINGLE  
WHEEL TYPE PIPE CUTTERS**

( *Page 1, clause 2.3.1, line 2* ) — Substitute 'IS 2102 ( Part 1 ) : 1993 General tolerances for dimensions and form and position : Part 1 General tolerances for linear and angular dimensions ( *second revision* )' for 'IS : 2102 ( Part 1 ) - 1980 General tolerances for linear and angular dimensions ( *second revision* )'.

( PE 06 )

---

Reprography Unit, BIS, New Delhi, India